

**dröm**<sup>®</sup>  
sauna steam spa



A WORLD OF WELLBEING

Dröm UK Ltd. Dröm House, Abbot Close, Byfleet, Surrey, KT14 7JN.

Tel: 01932 355 655 | Fax: 01932 355651

Email: [info@dromuk.com](mailto:info@dromuk.com) | [www.dromuk.com](http://www.dromuk.com)

[WWW.DROMUK.COM](http://WWW.DROMUK.COM)



## Corner showers for every bathroom.

Tylö offers a variety of corner showers for domestic use and public facilities alike. They may look very different, but they all have one thing in common – the high quality that has become a byword for Tylö.

One of the big advantages of our corner showers is their simplicity. All you need is a water supply and a wastepipe or floor drain connected to the wastewater system. Another advantage is flexibility. You can fold away one of our corner showers when it's not in use, or equip another to serve as a steam room. And the size and shape is up to you. No one offers the same combination of quality, simplicity and flexibility as Tylö.

## Parant corner shower

(Art. 8900 9100)

Exclusive corner shower with a curved sliding door and front in clear tempered safety glass with natural anodised aluminium profiles. The door runs on soft-suspension, roller-bearing wheels for smooth, silent operation and has magnetic strips for reliable, watertight closing. Optional right-hand/left-hand access: opening 600 cm.

The ingenious pivoting wall profiles give Parant a huge advantage over other corner showers – unique flexibility for a perfect fit in every corner.

Size: Adjustable, see sketches below.  
Height 1850 mm.

## Parant Center

(Art. 8900 9102)

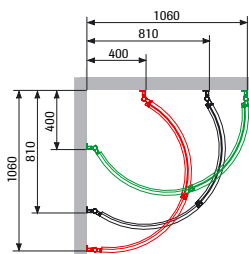
As above but with centre access and slightly higher walls (1900 mm). You can combine Parant Center with shower walls to give you even greater flexibility to customise your own shower design. See the suggestions below.

## Shower walls

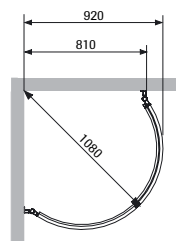
Fixed side wall for installations with Parant Center. Natural anodised aluminium profiles and plain, clear safety glass.

**Wall 50** (Art. 8900 0337)

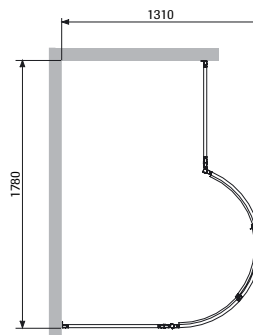
**Wall 70** (Art. 8900 0340)



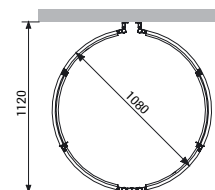
Parant. Examples of sizes for fully flexible corner installations.



Parant: Sizes for regular corner installation.



Parant Center + 2 x Wall 70  
+ 2 x SP Linking strip.



2 x Parant Center +  
1 x SP Linking strip.

## Filler profiles

You can use these natural anodised aluminium assembly profiles to make it easier to adapt your shower to the size of your bathroom.

### UPH (Art. 9022 8105)

For use where water pipes are surface mounted or for increasing the installation size by 55 mm.

## SP Linking strip

(Art. 9022 8115)

Profile for linking shower wall to Parant.

## KP Combi-profile

(Art. 9022 8125)

T-shaped linking strip.



**Registered office, factory and warehouse:  
Svarvaregatan 6, SE-302 50 Halmstad, Sweden**

Tel: +46 35-299 00 00 • Fax: +46 35-299 01 98

E-mail: [info@tylo.se](mailto:info@tylo.se) • Website: [www.tylo.com](http://www.tylo.com)

**TYLÖ®**

[www.tylo.com](http://www.tylo.com)